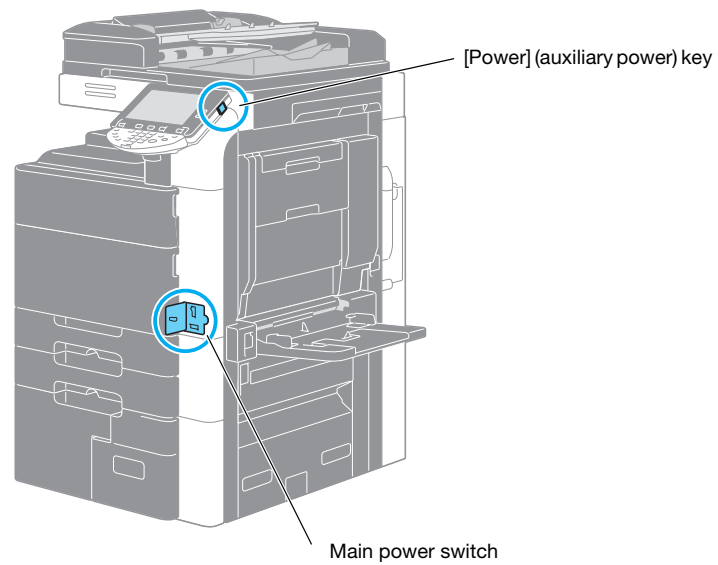


Turning the machine on/off

This machine has two power controls: the main power switch and the [Power] (auxiliary power) key.



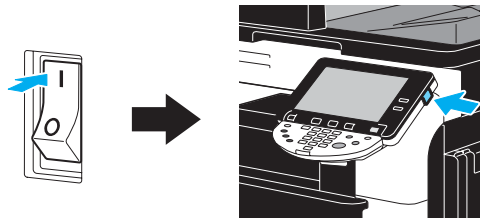
Main power switch

This switch turns on/off all functions of the machine. Normally, the main power switch is turned on.

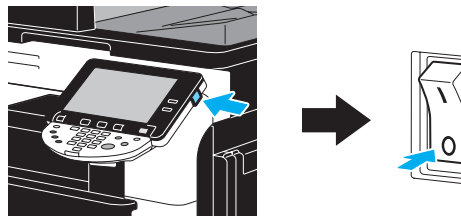
[Power] (auxiliary power) key

Press to turn on/off machine operations. When turned off, the machine enters a state where it conserves energy.

Turning on the machine



Turning off the machine



**Detail**

When turning the machine off, then on again, wait at least 10 seconds to turn the machine on after turning it off. The machine may not operate correctly if it is turned on a short time after being turned off.

Do not turn off the machine while it is printing, otherwise a paper misfeed may occur.

Do not turn off the machine while it is operating, otherwise data being scanned or transmitted or queued jobs may be deleted.



...

Note

For details, refer to chapter 1, "Before making copies", of the User's Guide [Copy Operations].