






Staff Council Fall 2008 Survey

1. Please rate the following current initiatives in order of importance (chosed only one of each rank)								
	Most important	Second most important	Third most important	Fourth most important	Least important	Rating Average	Response Count	
Enhance benefits to recognize employees with 20+ years of service	23.3% (59)	11.5% (29)	13.4% (34)	17.8% (45)	34.0% (86)	3.28	253	
Professional development opportunities	31.9% (79)	25.4% (63)	23.4% (58)	12.5% (31)	6.9% (17)	2.37	248	
Increase in tuition reimbursement	17.5% (43)	22.0% (54)	17.5% (43)	21.5% (53)	21.5% (53)	3.08	246	
Short-term disability	17.9% (45)	23.5% (59)	22.7% (57)	23.1% (58)	12.7% (32)	2.89	251	
Access to and training on computers for all staff members	12.3% (31)	17.9% (45)	24.2% (61)	23.4% (59)	22.2% (56)	3.25	252	
	<i>answered question</i>							261
	<i>skipped question</i>							5

2. Please describe any professional development opportunities you have had at Mount Holyoke.	
	Response Count
	163
	<i>answered question</i>
	163
	<i>skipped question</i>
	103

3. How would you rate the professional development support/opportunities provided within your department/office by the College?

		Response Percent	Response Count
Excellent		13.0%	28
Good		40.5%	87
Fair		25.6%	55
Poor		9.8%	21
Non-existent		11.2%	24
		<i>answered question</i>	215
		<i>skipped question</i>	51

4. What other professional development opportunities would you like to see?

		Response Count
		125
		<i>answered question</i>
		125
		<i>skipped question</i>
		141










5. What do you like most about working at Mount Holyoke?




		Response Count
		192
		<i>answered question</i>
		192
		<i>skipped question</i>
		74

6. Where can improvements be made?

		Response Count
		164
<i>answered question</i>		164
<i>skipped question</i>		102

7. What time of day would you like to see Staff Council sponsored Coffee Breaks? (choose all that apply)

		Response Percent	Response Count
8-9AM		30.2%	58
9-10AM		33.3%	64
10-11AM		24.5%	47
11AM-noon		9.4%	18
noon-1PM		18.2%	35
1-2PM		9.9%	19
2-3PM		21.4%	41
3-4PM		13.0%	25
4-5PM		12.5%	24
<i>answered question</i>			192
<i>skipped question</i>			74

8. Would you be interested in participating in Rideshare to carpool to work?			Response Percent	Response Count
Yes			14.9%	32
No			53.0%	114
Maybe			32.1%	69
			<i>answered question</i>	215
			<i>skipped question</i>	51

9. What town would you be traveling to/from?		Response Count
		99
		<i>answered question</i>
		99
		<i>skipped question</i>
		167

10. Please use this space to let us know about other issues/suggestions that you would like Staff Council to consider:		Response Count
		77
		<i>answered question</i>
		77
		<i>skipped question</i>
		189

11. Name		Response Count
		161
		<i>answered question</i>
		161
		<i>skipped question</i>
		105

12. Department		Response Count
		163
	<i>answered question</i>	163
	<i>skipped question</i>	103