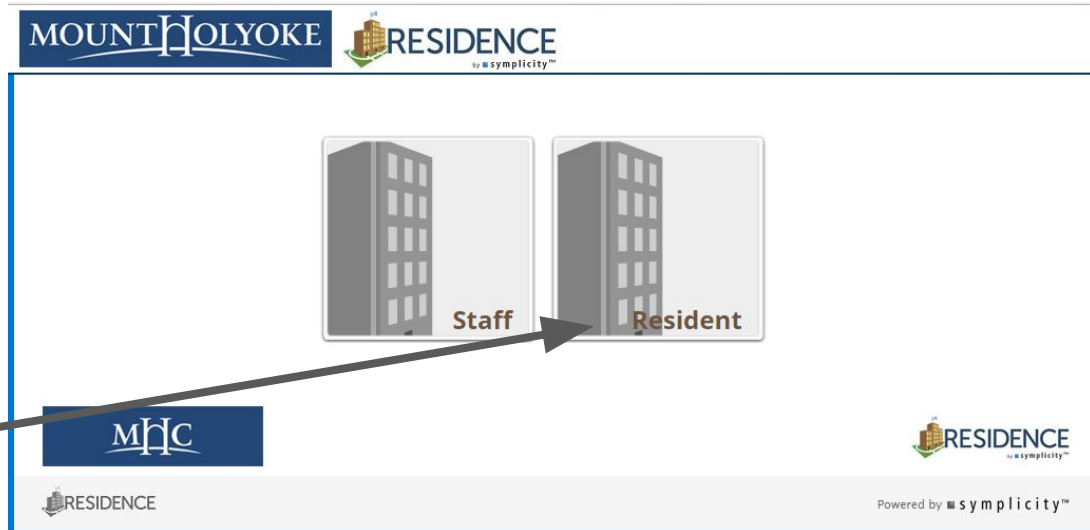


# Applying for Housing

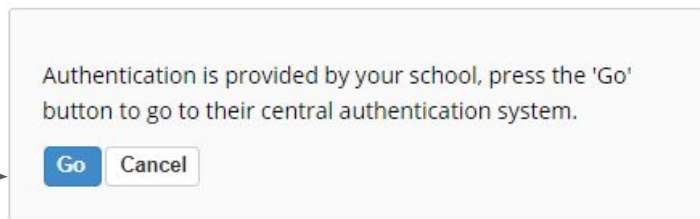
# Login to Residence

[Residence](#)

Click on "Resident"



Click on "Go"



Login using your MHC username and password

MOUNT HOLYOKE

Login to Symplicity Basic  
Shibboleth c66


Username

Password

Login

# Residence HomeScreen


Under “Applications”  
Click on “Get Started”



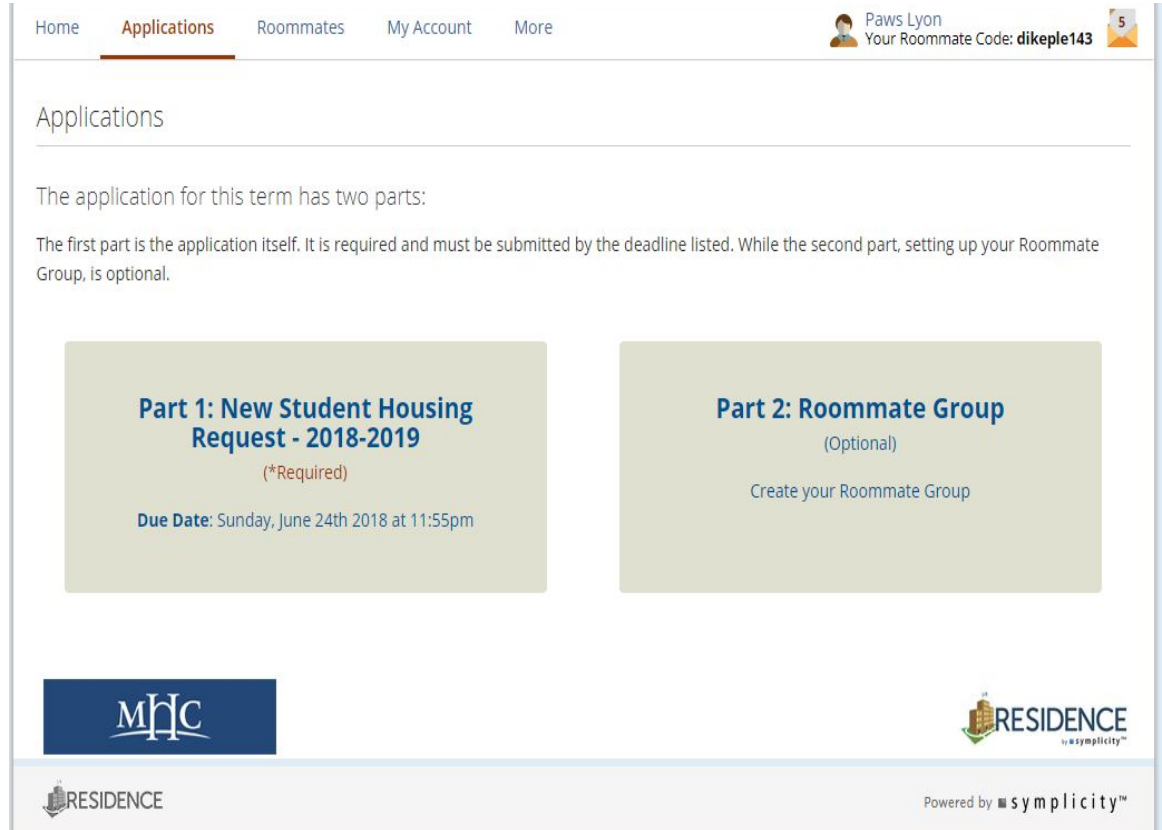
The screenshot shows the Residence HomeScreen interface. At the top, there is a navigation bar with links: Home, Applications, Roommates, My Account, and More. On the right side of the navigation bar, a user profile for 'Perfect Test Student' is shown with the roommate code 'bakfan435' and an email icon. The main content area is divided into two columns. The left column contains sections for 'Assigned Roommates' (with the message 'You currently have no roommates.'), 'Applications' (with the message 'Start, continue or view the application(s) listed below.'), and 'Contracts' (with the message 'Below Are Contracts That Have Not Been Submitted.'). The 'Applications' section features a card for 'New Student Housing Request - 2018-2019' with a blue 'Get Started' button. The right column contains sections for 'My Room' (with the message 'You currently have no rooms.'), 'Announcements' (with the message 'There are currently no announcements.'), and 'Quick Links' (with a link to 'Other' and 'Floor Plans'). At the bottom, there is a blue banner with the 'MHC' logo and a footer with the 'RESIDENCE' logo and the text 'Powered by sympathy™'.

# Filling out the Application

Click on “Part 1” to fill out the housing application.



Everyone who is living on campus must fill out Part 1.



The screenshot shows a web application for MHC housing. At the top, there is a navigation bar with links: Home, Applications (highlighted with a red underline), Roommates, My Account, and More. On the right side of the navigation bar, there is a user profile for 'Paws Lyon' with a roommate code 'dikeple143' and a notification icon with the number '5'. Below the navigation bar, the main heading is 'Applications'. The text states: 'The application for this term has two parts: The first part is the application itself. It is required and must be submitted by the deadline listed. While the second part, setting up your Roommate Group, is optional.' There are two large buttons: 'Part 1: New Student Housing Request - 2018-2019' (marked as required with a red asterisk) and 'Part 2: Roommate Group' (marked as optional). The due date for Part 1 is 'Sunday, June 24th 2018 at 11:55pm'. The footer includes the MHC logo, the RESIDENCE logo, and the text 'Powered by sympathy™'.

Home Applications Roommates My Account More

Paws Lyon  
Your Roommate Code: dikeple143

## Applications

The application for this term has two parts:

The first part is the application itself. It is required and must be submitted by the deadline listed. While the second part, setting up your Roommate Group, is optional.

**Part 1: New Student Housing Request - 2018-2019**  
(\*Required)  
**Due Date:** Sunday, June 24th 2018 at 11:55pm

**Part 2: Roommate Group**  
(Optional)  
Create your Roommate Group

MHC

RESIDENCE  
by sympathy™

RESIDENCE  
Powered by sympathy™

# Application

Most of your personal information is already filled in.

Confirm that this information is correct and then click “Next”.

## Continuing New Student Housing Request - 2018-2019

### 1 Student Profile

### 2 Community Specific Preferences

### 3 Roommate Matching

### 4 Residence License Agreement

### 5 Terms and Conditions

### 6 Review

[Save As Draft](#)[Next](#)[Cancel](#)[Print](#)

\* indicates a required field

### Applicant Information

#### Resident Profile:

##### PERSONAL INFORMATION #1

**Student ID:**

1234

**First Name:**

Perfect

**Middle Name:**

Test

**Last Name:**

Student

**Personal Pronouns:**

They

##### CONTACT INFORMATION #1

**Default E-mail:**

perfect.student@demo.edu

**Phone Number:**

555-123-8765

##### ACADEMIC INFORMATION #1

**Class Year:**

2022

# Community Specific Preferences

If you would like to apply for a Living Learning Community, you will do this here. You can apply for up to 3 LLCs.

## Community Specific Preferences

We will do our best to grant requests to live in these communities, but due to limited space we cannot guarantee that just because you request one of these types of communities that you will be placed there. We do not ask for building-specific preferences from first year students as all first years are placed randomly across campus if they are not part of these specific communities.

A description of each of the Living Learning Communities can be found [here](#).

### LLC 1st Choice\*:

I would like to be considered for the LEADERSHIP community within the First Year Experience. ▼

### LLC 2nd Choice\*:

I would like to be considered for the FIRST YEAR EXPERIENCE Community. ▼

### LLC 3rd Choice\*:

I would like to be considered for the OUTDOOR ADVENTURE Community. ▼

### LLC 1st Choice\*:

I am not interested in an LLC. ▼

### LLC 2nd Choice\*:

I am not interested in an LLC. ▼

### LLC 3rd Choice\*:

I am not interested in an LLC. ▼

If you do not want to live in an LLC, select “I am not interested in an LLC.”

# Community Specific Preferences

You will also select if you are interested in living on a Quiet Floor.

## Quiet Floor\*:

There are multiple quiet floors available on campus. A quiet floor is one in which the residents agree to a higher standard of quiet than exists elsewhere on campus. Generally, residents agree to guidelines in which no noise from televisions, stereos, or loud voices are audible outside one's own room. Floor members may decide to relax their guidelines for particular social events. The quiet floors are located on the fourth and fifth floors of 1837 Hall, as well as the second-fourth floors in Brigham Hall.


I have no objections to being placed on a quiet floor. ▼


## Why do you think you are well-suited for this/these LLC(s) or Quiet Living?\*


**B**


*I*


U














































Font Family ▼


Font Sizes ▼


Formats ▼


























I am very interested in living in [NAME OF LLC]. Here are my reasons for wanting to live in this LLC. I can't wait to participate in [EVENTS YOU WOULD LIKE TO SEE].

I am also interested in [LLC] because of these [REASONS].

p

Words: 44

Next you will share your reasons for wanting to live in an LLC or Quiet Living. If you do not want to live in an LLC or Quiet Living, just right N/A.



# Roommate Matching Information

Fill out your roommate matching profile.

It is VERY IMPORTANT to be completely honest in your answers. We don't judge, we just want to make sure you get the best match possible.

- 1 Student Profile
- 2 Community Specific Preferences
- 3 Roommate Matching
- 4 Residence License Agreement
- 5 Terms and Conditions
- 6 Review

Previous

Save As Draft

Next

Cancel

Print

## Roommate Matching Information

### Matching Profile:

ROOMMATE MATCHING INFORMATION #1

#### Profile Number:

The profile number is an internal system number only and plays no role in your housing assignment or selection.  
3559

#### PERSONAL PREFERENCES #1

Please remember that what you enter into this form will generate on your Residence student profile, potentially available to other students through the roommate matching feature. Do not share confidential information in this space! If you have sensitive information to share with Residential Life, please contact us via email.

#### I generally go to bed at this time\*:

Midnight

#### I generally wake up at this time\*:

7 am



# Housing Accommodations

[AccessAbility Services](#) is the office at Mount Holyoke College that provides accommodations to students with documented disabilities in the areas of academics, campus jobs, dining, housing, and transportation. Ideally, students with disabilities who would like accommodation(s) at Mount Holyoke should complete the application process prior to arriving on campus. **Their application process has three steps;** 1) **Fill Out The Application Form** Please complete the AccessAbility Services application form on [MyMountHolyoke](#), the internal website for students and the College community. 2) **Provide Documentation** In order to provide you with accommodations, we need appropriate documentation of your disability from a licensed provider. This documentation may be faxed, emailed or mailed to the address below. For more information, please see the [Documentation Standards](#) section of our website or call the phone number below. 3) **Schedule An Intake Appointment** Once the application and supporting documentation has been received, our office will contact you via your MHC email to schedule an intake appointment. Appointments are available by phone or by video conference and last approximately an hour.

## Housing Accommodations

Any student who is seeking Housing Accommodations for the 2021-22 Academic Year should complete the AccessAbility Services application process by Thursday, July 1 at 11:59 pm. While students may request housing accommodations at any time, any incoming first-year who is approved for housing accommodations after July 1 will be housed with the rest of the incoming first years and Residential Life will look at adjusting their placement after the first-year class has been housed. After July 1, housing accommodations will be subject to availability.

# Residence License Agreement

Please read the entire Residence License Agreement. You are responsible for knowing and understanding the information in this agreement.

After you have read the document, click “Next”.

- 1 Student Profile
- 2 Community Specific Preferences
- 3 Roommate Matching
- 4 Residence License Agreement**
- 5 Terms and Conditions
- 6 Review

[Previous](#)[Save As Draft](#)[Next](#)[Cancel](#)[Print](#)

## RESIDENCE LICENSE AGREEMENT #1

Your signature on the 2018-2019 Housing Application, completion of the electronic application, or your acceptance of an assigned space or a room key, signifies your agreement to and acceptance of all the terms of this License and acknowledgement of the following conditions of the license agreement.

### Resident:

Paws Lyon

I.LICENSE: #1

This License is for use of an assigned space in a room/suite/apartment in any Mount Holyoke College (College) student housing. The College shall select and may change at any time, in its sole discretion, the space to which you will be assigned and or occupy as well as the furnishings, features and other occupants of the space.

### II. ELIGIBILITY: #1

You must remain a registered Mount Holyoke student in good academic and behavioral standing throughout the License Period or the College will have the right to terminate this License, in its sole discretion.

# Terms and Conditions & Review

## Terms And Conditions

Check the box to agree to the Terms & Conditions, then click “Next”.

By checking the box below, you agree to abide by all College policies as outlined in the Student Handbook, all Residential Life policies, and the entirety of the Residence License Agreement.

☒ I agree

Previous

Save As Draft

Next

Cancel

Print

Review all information, then click “Submit Application”. Congrats! You have applied for housing!

Make sure you are 100% happy with your application before you submit it, once it is submitted, it cannot be changed.



# Done!

# Questions?

Contact us at  
[Res-Life@mtholyoke.edu](mailto:Res-Life@mtholyoke.edu)

